



REPÚBLICA DE CHILE
ILUSTRE MUNICIPALIDAD DE CONCÓN
DIRECCIÓN DESARROLLO COMUNITARIO

ORD. N° 763

ANT. :

MAT. Lo que indica

CONCÓN, 11 ABR 2024

DE: SR. PAULO CARRILLANCA ANTILEF
DIRECTOR DESARROLLO COMUNITARIO

A: SRTA. VICTORIA VALENCIA VELIZ
JEFA CONTABILIDAD Y PRESUPUESTO

A través del presente, luego de saludar a usted, adjunto remito Boleta de Honorario de la siguiente persona:

NOMBRE	N° BOLETAS	N° DECRETO
MAURICIO HENRIQUEZ LOPEZ	229	356 25/01/2024

Se deja constancia que se han recepcionado conformes los trabajos realizados y se autoriza el pago correspondiente

Sin otro particular, le saluda atentamente a usted,


* PAULO CARRILLANCA ANTILEF
DIRECTOR DESARROLLO COMUNITARIO

PCA/mhl
Distribución:
1.- Finanzas
2.- RR.HH.
3.- Dideco

MAURICIO BRUNO HENRIQUEZ LOPEZ		BOLETA DE HONORARIOS ELECTRONICA	
<div></div>		N ° 229	
GIRO(S): OTRAS ACTIVIDADES DE SERVICIOS PERSONALES N.C.P.			
<div></div>		Fecha: 01 de Abril de 2024	
Señor(es): I MUNICIPALIDAD DE CONCON		Rut: 73.568.600- 3	
Domicilio: SANTA LAURA 567, CONCON, CON CON			
Por atención profesional:			
OF. COMUNICACIONES – APOYO COMMUNITY MANAGER – MARZO 2024		965.977	
Total Honorarios \$:		965.977	
16.75 % Impto. Retenido:		161.801	
Total:		804.176	
Esta boleta tiene una retención adicional de 3% de acuerdo a las leyes N° 21.242 y/o N° 21.252.			
Fecha / Hora Emisión: 11/04/2024 12:12			
<div></div>			
12850426002296E410D8			
Res. Ex. N° 83 de 30/08/2004			
Verifique este documento en www.sii.cl			
El contribuyente receptor de esta boleta debe retener el porcentaje definido.			
11202404111212			

Fecha / Hora Impresión: 11/04/2024 12:12



PRESENTACIÓN DE INFORME

DE PRESTACIÓN DE SERVICIOS A HONORARIOS

Período Informe	
MARZO 2024	
Nombre Prestador (a)	MAURICIO BRUNO HENRÍQUEZ LÓPEZ
Rut	[REDACTED]
Cargo/Programa/Oficina/otro	COMMUNITY MANAGER
Nº Boleta Honorarios	229

Funciones
• APOYO COMMUNITY MANAGER – LEVANTAMIENTO DE CONTENIDOS REDES MUNICIPALES FACEBOOK / INSTAGRAM / TWITTER

Actividades Realizadas
SEMANA 1 (01/03 - 03/03) <ul style="list-style-type: none">- Cierre del Verano (Historia- Feed - WSP)- Censo Publicación Colaborativa- StandUp Padle (Historia/Feed/WSP)
SEMANA 2 (04/03 - 10/03) <ul style="list-style-type: none">- Sence enseñanza media (Historia/Feed/Wsp).- Summer Sup Deportes (Historia/Feed/Wsp).- Permiso de Circulación (Historia/Feed/Wsp).- Intervención en Escuela Irma Salas (Historia/Feed/Wsp).- Reducción tiempos de espera CESFAM (Reel)- Publicación Estudiantes UAI (Historia/Feed/Wsp)- Encuesta Comunal Capacitaciones
SEMANA 3 (11/03 - 17/03)

- Censo Datos (Historia/Feed/Wsp).
- Anuncio Fiesta del Pescao (Historia/Feed/Wsp)
- Actualización Horarios Cesfam (Historia/Feed/Wsp)
- Introducción Taller de Realidad Virtual (Historia/Feed/Wsp)
- Suspensión de StandUp Padle (Historia/Feed/Wsp)
- 8M (Historia/Feed/Wsp)
- Saludo Mujeres Conconinas 8M (Historia/Feed/Wsp)
- Cobertura Fiesta del Pescao 2024


SEMANA 4 (18/03 - 24/03)

- Talleres Unidad de Fomento Productivo (Historia/Feed/Wsp)
- Orquesta Infantil Audiciones (Historia/Feed/Wsp)
- OMIL Curso de Repostería para Madres (Historia/Feed/Wsp)
- Resumen Fiesta del Pescao
- DIDECO en Terreno (Historia/Feed/Wsp)
- Trabajos de Operaciones (Historia/Feed/Wsp/Reel)
- Anuncios Cierre Biblioteca / Roca Oceánica
- Turismo Social (Historia/Feed/Wsp)
- Publicación Feed/Historia Discapacidad Estacionamiento
- Publicación Feed/Historia Discapacidad Ayuda Técnica

SEMANA 5 (25/03- 31/03)

- Dideco en Terreno (Historia/Feed/Wsp)
- Trabajo de Operaciones, limpiezas y otros (Historia/Feed/Wsp)
- Permiso de Circulación, horarios y derivación ONLINE (Historia/Feed/Wsp)
- Resumen Noticioso de la semana (Feed)
- Trabajos de Operaciones, bacheo de calles

- Discapacidad – Beneficios (Historia/Feed/Wsp)
- SURF Oficina de Deportes (Historia/Feed/Wsp)



FIRMA DE PRESTADORA

A blue ink signature of the Unit Head.

JEFE UNIDAD



V° B° DIDECO




CONCÓN
avanzamos contigo
ILUSTRE MUNICIPALIDAD DE CONCÓN

MEDIOS DE VERIFICACIÓN DEL MES

MARZO 2024

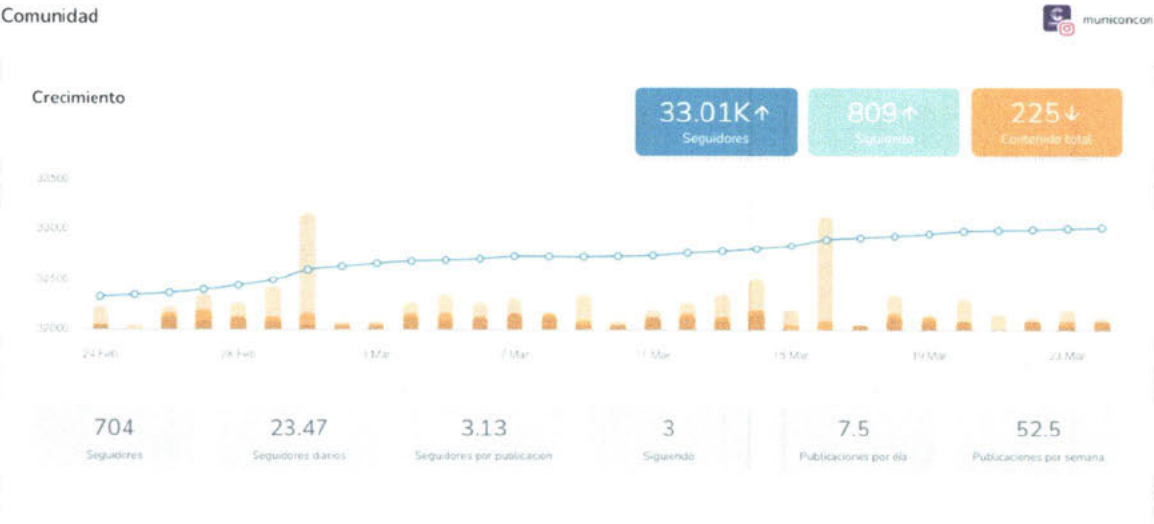
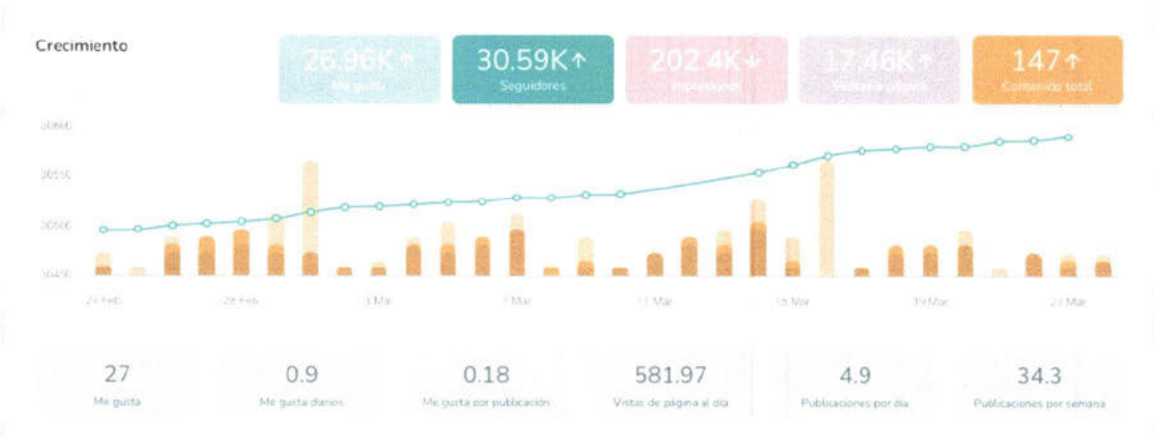



Mauricio Henriquez López
Community Manager – Oficina de
Comunicaciones
Ilustre Municipalidad de Concón

Tipo de cart

the 1990s, the number of people in the United States who are 65 years of age or older has increased by 50 percent, and the number of people 75 years of age or older has increased by 100 percent. The number of people 85 years of age or older has increased by 200 percent. The number of people 95 years of age or older has increased by 400 percent. The number of people 100 years of age or older has increased by 1,000 percent. The number of people 105 years of age or older has increased by 2,000 percent. The number of people 110 years of age or older has increased by 4,000 percent. The number of people 115 years of age or older has increased by 8,000 percent. The number of people 120 years of age or older has increased by 16,000 percent. The number of people 125 years of age or older has increased by 32,000 percent. The number of people 130 years of age or older has increased by 64,000 percent. The number of people 135 years of age or older has increased by 128,000 percent. The number of people 140 years of age or older has increased by 256,000 percent. The number of people 145 years of age or older has increased by 512,000 percent. The number of people 150 years of age or older has increased by 1,024,000 percent. The number of people 155 years of age or older has increased by 2,048,000 percent. The number of people 160 years of age or older has increased by 4,096,000 percent. The number of people 165 years of age or older has increased by 8,192,000 percent. The number of people 170 years of age or older has increased by 16,384,000 percent. The number of people 175 years of age or older has increased by 32,768,000 percent. The number of people 180 years of age or older has increased by 65,536,000 percent. The number of people 185 years of age or older has increased by 131,072,000 percent. The number of people 190 years of age or older has increased by 262,144,000 percent. The number of people 195 years of age or older has increased by 524,288,000 percent. The number of people 200 years of age or older has increased by 1,048,576,000 percent. The number of people 205 years of age or older has increased by 2,097,152,000 percent. The number of people 210 years of age or older has increased by 4,194,304,000 percent. The number of people 215 years of age or older has increased by 8,388,608,000 percent. The number of people 220 years of age or older has increased by 16,777,216,000 percent. The number of people 225 years of age or older has increased by 33,554,432,000 percent. The number of people 230 years of age or older has increased by 67,108,864,000 percent. The number of people 235 years of age or older has increased by 134,217,728,000 percent. The number of people 240 years of age or older has increased by 268,435,456,000 percent. The number of people 245 years of age or older has increased by 536,870,912,000 percent. The number of people 250 years of age or older has increased by 1,073,741,824,000 percent. The number of people 255 years of age or older has increased by 2,147,483,648,000 percent. The number of people 260 years of age or older has increased by 4,294,967,296,000 percent. The number of people 265 years of age or older has increased by 8,589,934,592,000 percent. The number of people 270 years of age or older has increased by 17,179,869,184,000 percent. The number of people 275 years of age or older has increased by 34,359,738,368,000 percent. The number of people 280 years of age or older has increased by 68,719,476,736,000 percent. The number of people 285 years of age or older has increased by 137,438,953,472,000 percent. The number of people 290 years of age or older has increased by 274,877,906,944,000 percent. The number of people 295 years of age or older has increased by 549,755,813,888,000 percent. The number of people 300 years of age or older has increased by 1,099,511,627,776,000 percent. The number of people 305 years of age or older has increased by 2,199,023,255,552,000 percent. The number of people 310 years of age or older has increased by 4,398,046,511,104,000 percent. The number of people 315 years of age or older has increased by 8,796,093,022,208,000 percent. The number of people 320 years of age or older has increased by 17,592,186,044,416,000 percent. The number of people 325 years of age or older has increased by 35,184,372,088,832,000 percent. The number of people 330 years of age or older has increased by 70,368,744,177,664,000 percent. The number of people 335 years of age or older has increased by 140,737,488,355,328,000 percent. The number of people 340 years of age or older has increased by 281,474,976,710,656,000 percent. The number of people 345 years of age or older has increased by 562,949,953,421,312,000 percent. The number of people 350 years of age or older has increased by 1,125,899,906,842,624,000 percent. The number of people 355 years of age or older has increased by 2,251,799,813,685,248,000 percent. The number of people 360 years of age or older has increased by 4,503,599,627,370,496,000 percent. The number of people 365 years of age or older has increased by 9,007,199,254,740,992,000 percent. The number of people 370 years of age or older has increased by 18,014,398,509,481,984,000 percent. The number of people 375 years of age or older has increased by 36,028,797,018,963,968,000 percent. The number of people 380 years of age or older has increased by 72,057,594,037,927,936,000 percent. The number of people 385 years of age or older has increased by 144,115,188,075,855,872,000 percent. The number of people 390 years of age or older has increased by 288,230,376,151,711,744,000 percent. The number of people 395 years of age or older has increased by 576,460,752,303,423,488,000 percent. The number of people 400 years of age or older has increased by 1,152,921,504,606,846,976,000 percent. The number of people 405 years of age or older has increased by 2,305,843,009,213,693,952,000 percent. The number of people 410 years of age or older has increased by 4,611,686,018,427,387,904,000 percent. The number of people 415 years of age or older has increased by 9,223,372,036,854,775,808,000 percent. The number of people 420 years of age or older has increased by 18,446,744,073,709,551,616,000 percent. The number of people 425 years of age or older has increased by 36,893,488,147,419,103,232,000 percent. The number of people 430 years of age or older has increased by 73,786,976,294,838,206,464,000 percent. The number of people 435 years of age or older has increased by 147,573,952,589,676,412,928,000 percent. The number of people 440 years of age or older has increased by 295,147,905,179,352,825,856,000 percent. The number of people 445 years of age or older has increased by 590,295,810,358,705,651,712,000 percent. The number of people 450 years of age or older has increased by 1,180,591,620,717,411,303,424,000 percent. The number of people 455 years of age or older has increased by 2,361,183,241,434,822,606,848,000 percent. The number of people 460 years of age or older has increased by 4,722,366,482,869,645,213,696,000 percent. The number of people 465 years of age or older has increased by 9,444,732,965,739,290,427,392,000 percent. The number of people 470 years of age or older has increased by 18,889,465,931,478,580,854,784,000 percent. The number of people 475 years of age or older has increased by 37,778,931,862,957,161,709,568,000 percent. The number of people 480 years of age or older has increased by 75,557,863,725,914,323,419,136,000 percent. The number of people 485 years of age or older has increased by 151,115,727,451,828,646,838,272,000 percent. The number of people 490 years of age or older has increased by 302,231,454,903,657,293,676,544,000 percent. The number of people 495 years of age or older has increased by 604,462,909,807,314,587,353,088,000 percent. The number of people 500 years of age or older has increased by 1,208,925,819,614,629,174,706,176,000 percent. The number of people 505 years of age or older has increased by 2,417,851,639,229,258,349,412,352,000 percent. The number of people 510 years of age or older has increased by 4,835,703,278,458,516,698,824,704,000 percent. The number of people 515 years of age or older has increased by 9,671,406,556,917,033,397,649,408,000 percent. The number of people 520 years of age or older has increased by 19,342,813,113,834,066,795,298,816,000 percent. The number of people 525 years of age or older has increased by 38,685,626,227,668,133,590,597,632,000 percent. The number of people 530 years of age or older has increased by 77,371,252,455,336,267,181,195,264,000 percent. The number of people 535 years of age or older has increased by 154,742,504,910,672,534,362,390,528,000 percent. The number of people 540 years of age or older has increased by 309,485,009,821,345,068,724,781,056,000 percent. The number of people 545 years of age or older has increased by 618,970,019,642,690,137,449,562,112,000 percent. The number of people 550 years of age or older has increased by 1,237,940,039,285,380,274,899,124,224,000 percent. The number of people 555 years of age or older has increased by 2,475,880,078,570,760,549,798,248,448,000 percent. The number of people 560 years of age or older has increased by 4,951,760,157,141,521,099,596,496,896,000 percent. The number of people 565 years of age or older has increased by 9,903,520,314,283,042,199,193,993,792,000 percent. The number of people 570 years of age or older has increased by 19,807,040,628,566,084,398,387,

Mauricio Henríquez López
Community Manager – Oficina de
Comunicaciones
Ilustre Municipalidad de Concón



Mauricio Henríquez López
Community Manager – Oficina de
Comunicaciones
Ilustre Municipalidad de Concón




CONCÓN
avanzamos contigo
ILUSTRE MUNICIPALIDAD DE CONCÓN

DECLARACION JURADA SIMPLE

Declaro bajo juramento de que no efectuaré el pago voluntario de mis cotizaciones previsionales, estando en pleno conocimiento de que las sumas adeudadas serán descontadas en la Operación Renta 2024, del Servicio de Impuestos Internos, todo ello conforme lo dispuesto en la Ley N° 20.894.

Nombre: MAURICIO BRUNO HENRÍQUEZ LÓPEZ


RUT:



4

Firma

Fecha: 01 de abril, 2024.



Huella Digital